




PROGRESSIVE DIRECT


Start your search at **PROGRESSIVE.COM**.
You could save hundreds.


JEEP WRANGLER	
American Family	\$606
State Farm	\$655 - \$834
Progressive Direct	\$431


Quote and Compare


A: 254 Church St, Pembroke, MA 02359-1963


-  **1:** Start out going EAST on CHURCH ST/MA-139 toward ROYAL DANE DR. Continue to follow MA-139. 3.4 mi

-  **2:** Turn RIGHT onto WEBSTER ST. 2.3 mi

-  **3:** Turn LEFT onto CARESWELL ST/MA-139. 0.6 mi

-  **4:** Turn SLIGHT RIGHT onto CANAL ST. 0.7 mi

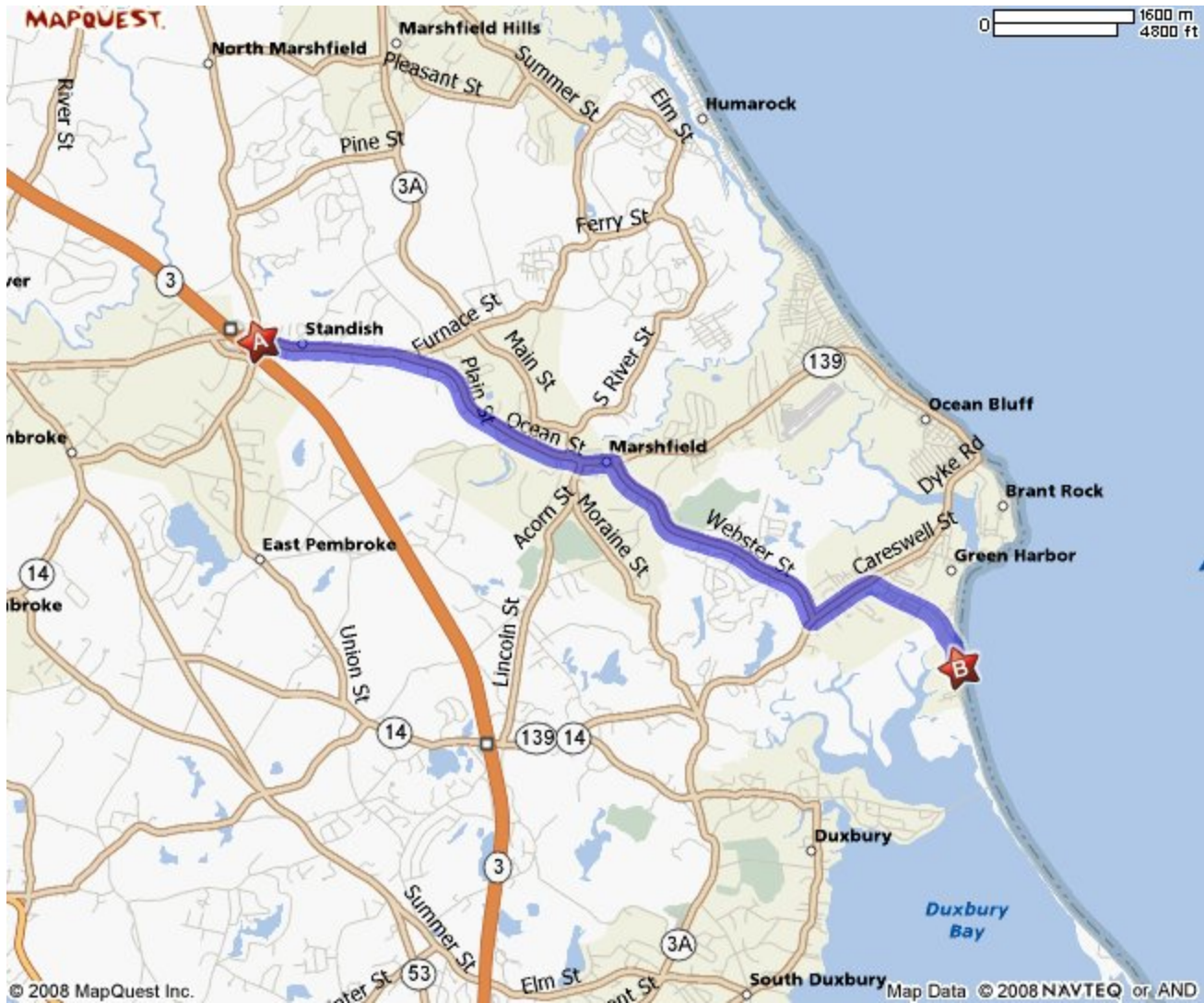
-  **5:** CANAL ST becomes GURNET RD. 0.4 mi

-  **6:** End at 150 Gurnet Rd Duxbury, MA 02332-4010

Estimated Time: 16 minutes Estimated Distance: 7.35 miles

B: 150 Gurnet Rd, Duxbury, MA 02332-4010

Total Time: 16 minutes Total Distance: 7.35 miles



All rights reserved. Use subject to License/Copyright Map Legend
Directions and maps are informational only. We make no warranties on the accuracy of their content, road conditions or route usability or expeditiousness. You assume all risk of use. MapQuest and its suppliers shall not be liable to you for any loss or delay resulting from your use of MapQuest. Your use of MapQuest means you agree to our [Terms of Use](#)